

If you have trouble viewing this newsletter click here to view it on the web

Dear DeviceAnywhere User,

For the first time, our device bank contains a device that is not a phone - the Apple iPad! Since this gadget also supports 3rd-party apps, we have made it available to our customers in a special free iPad package (no package access fee). And as always, we've added a number of new phones to Test Center, including the HTC EVO for Sprint and the HTC Incredible on Verizon.

For more DeviceAnywhere news and details on recently added devices, please read on below!

DeviceAnywhere In the News!

DeviceAnywhere Adds the iPad to DeviceAnywhere Test Center

SAN MATEO, Calif., USA (May 6th, 2010) -- DeviceAnywhere now offers access to the iPad through its Test Center service, which already supports all three generations of Apple's iPhones.

"The iPad signifies a whole new market segment in our device offering that will increasingly grow to include other manufacturers' tablets, mobile internet devices (MIDs) and smartbooks," said Faraz Syed, CEO and co-founder of DeviceAnywhere. "Although these alternative devices have been on the market for quite some time, there has not been sufficiently strong interest or demand from the development community until the iPad arrived. As the device landscape expands and becomes more sophisticated, DeviceAnywhere will be there to ensure developers have the testing resources and support that they require."

Users can access the iPad through the iPhone package, or through an iPad-only package that is offered with no package access fee. Customers may add this package to their account through the My Account tab, or by contacting DA_Sales@deviceanywhere.com.

Note: the iPad in DeviceAnywhere currently does not support streaming video (e.g. YouTube).

To view the full iPad press release click [here](#).








May's Featured Feature: Exporting Frames

This feature, which allows you to export the frames and video generated through interaction with a device, has many uses, including sending screens to report bugs, and capturing screens that can be used in brochures or other marketing material.

How does it work? DeviceAnywhere temporarily stores the video generated from your session with a device - keeping up to 15 minutes of past device activity. You can view these past frames by right-clicking on the device, and choosing Show Video History. A Tivo-like control will appear at the bottom of your device, and you can move the slider to view past frames.

Then, you can save these frames to your computer or to the DeviceAnywhere database, either in by frame or as a video. To Export frames, right-click on the device and select Export Frames, and then select whether you want to export the current frame, frames from history, video from history, or upload frames to the DeviceAnywhere database to be stored in your MyDeviceAnywhere website. The UI will then allow you to choose the frames you want to store or convert to a movie.

New and Upcoming DeviceAnywhere Test Center Handsets

3 Sony Ericsson U5i Vivaz	5/26/10	
Apple iPad	5/6/10	
AT&T LG Arena GT950	5/21/10	
O2 Sony Ericsson U5i Vivaz	5/4/10	
Sprint BlackBerry 9650 Bold	5/18/10	
Sprint HTC EVO	6/4/10	
Verizon HTC Incredible	5/25/10	

[Click here to view all new devices](#)

Supported Networks

DeviceAnywhere Tips and Tricks

Using the iPad

The iPad has a large screen compared to other devices in our system, which translates to more data being shipped over the internet to show the iPad video. As a result, you may experience a longer key press to screen update delay.

To mitigate this delay, right-click on the device, and choose Zoom Device, and select the 50% option. This reduction of the screen size will also reduce the amount of data sent, and as a result will speed testing. This feature is generally useful for speeding testing on large and high resolution screen devices.

Resources / Training

Attend a live DeviceAnywhere Test Center Training Webinar! Sign up for a free webinar at one of the available times below:

Thursday, June 10th, 9:00 AM - 10:00 AM PST
Wednesday, June 23rd, 7:00 AM - 8:00 AM PST

Learn how to automate your mobile tests with the new 5.0 DeviceAnywhere Test Automation! Choose from our available sessions listed below:

Wednesday, June 2nd, 7:00 AM - 8:00 AM PST
Wednesday, June 16th, 10:00 AM - 11:00 AM PST
Wednesday, June 30th, 7:00 AM - 8:00 AM PST

View the new DeviceAnywhere Test Center [recorded webinar](#). DeviceAnywhere Test Automation recorded webinar is coming soon!

Upcoming Events

HP Software Universe

June 15-18
Gaylord National Hotel & Convention Center, Booth #708
Washington DC
We will be showcasing our DeviceAnywhere Test Center and Automation for Smartphone products, as well as how they integrate with HP Quality Center and Quick Test Pro!
Click [here](#) for more details about this event!

Qualcomm Uplinq Conference

June 30 - July 1
Manchester Grand Hyatt, Booth #302
San Diego, CA
At this event focused on BREW development, DeviceAnywhere will showcase our latest in DeviceAnywhere technology and solutions. If you're planning on attending or are in the area, please stop by our booth!
Click [here](#) for more information.



DeviceAnywhere by Mobile Complete | Copyright © 2010, Mobile Complete, Inc.
1730 South Amphlett Blvd., Suite 300 | San Mateo, CA 94402